



# Commercial Open-Access-Publishing in Germany

Workshop on "The Future of Open Access Publishing" | 20.01.2025

Dr. Bernhard Mittermaier | Forschungszentrum Jülich | 0000-0002-3412-6168 | [b.mittermaier@fz-juelich.de](mailto:b.mittermaier@fz-juelich.de)

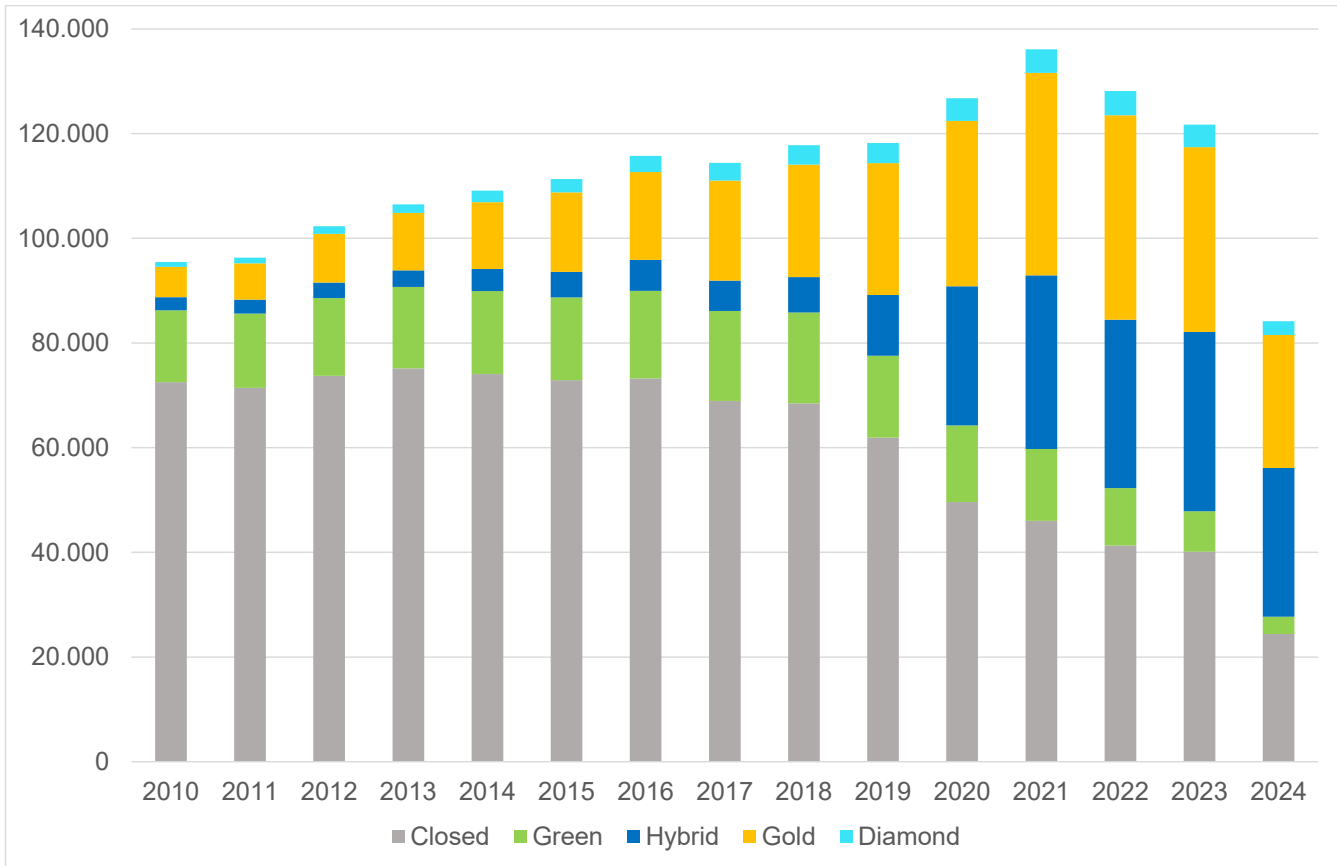
Member of the Helmholtz Association



# Topics

- Article level
- Journal level (business models)
- Publisher level
- Scientific disciplines

# Publication Trends Germany: Absolute Share of OA Colors

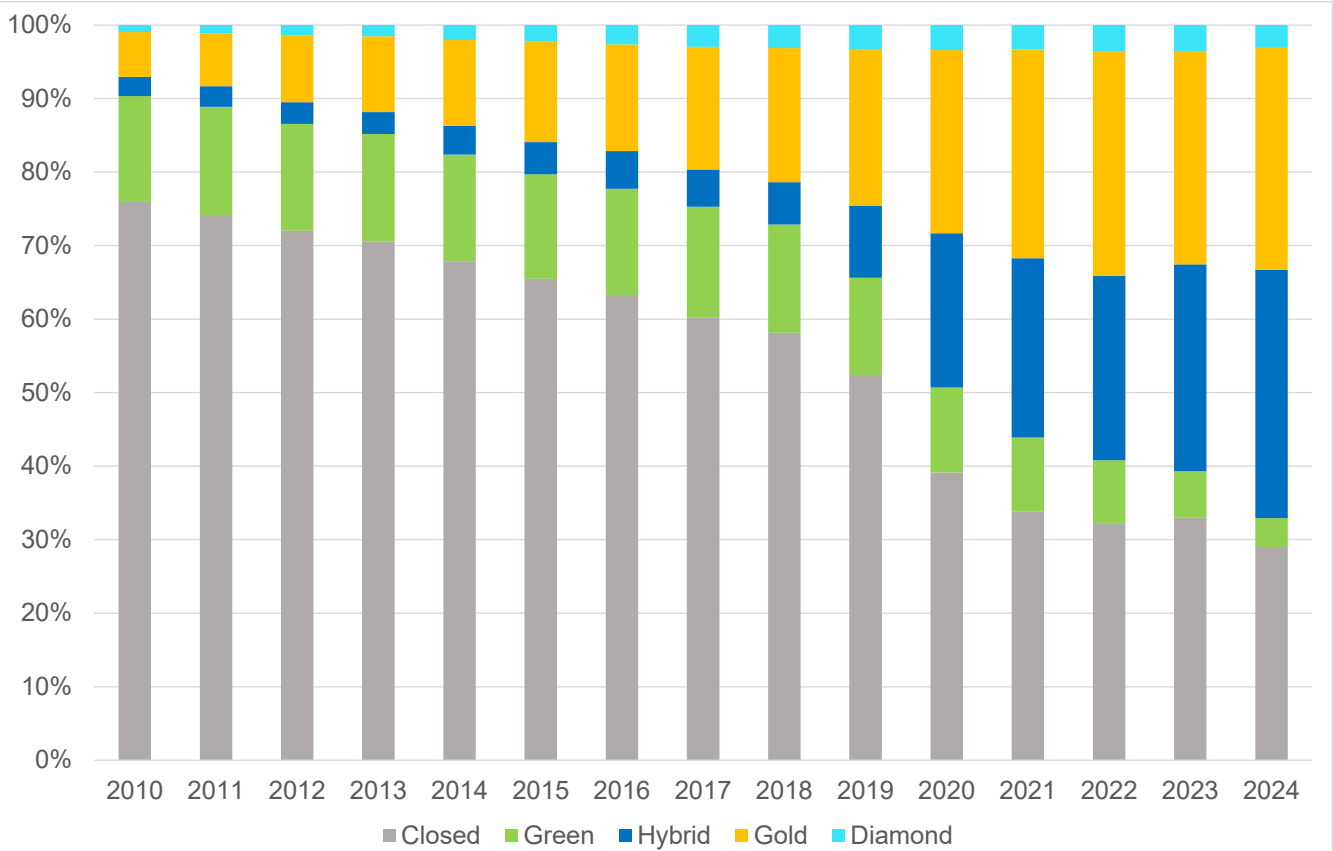


Open Alex via  
Open Access Monitor

Germany,  
Corresponding Authors

22.12.2024

# Publication Trends Germany: Relative Share of OA Colors



Open Alex via  
Open Access Monitor

Germany,  
Corresponding Authors

22.12.2024

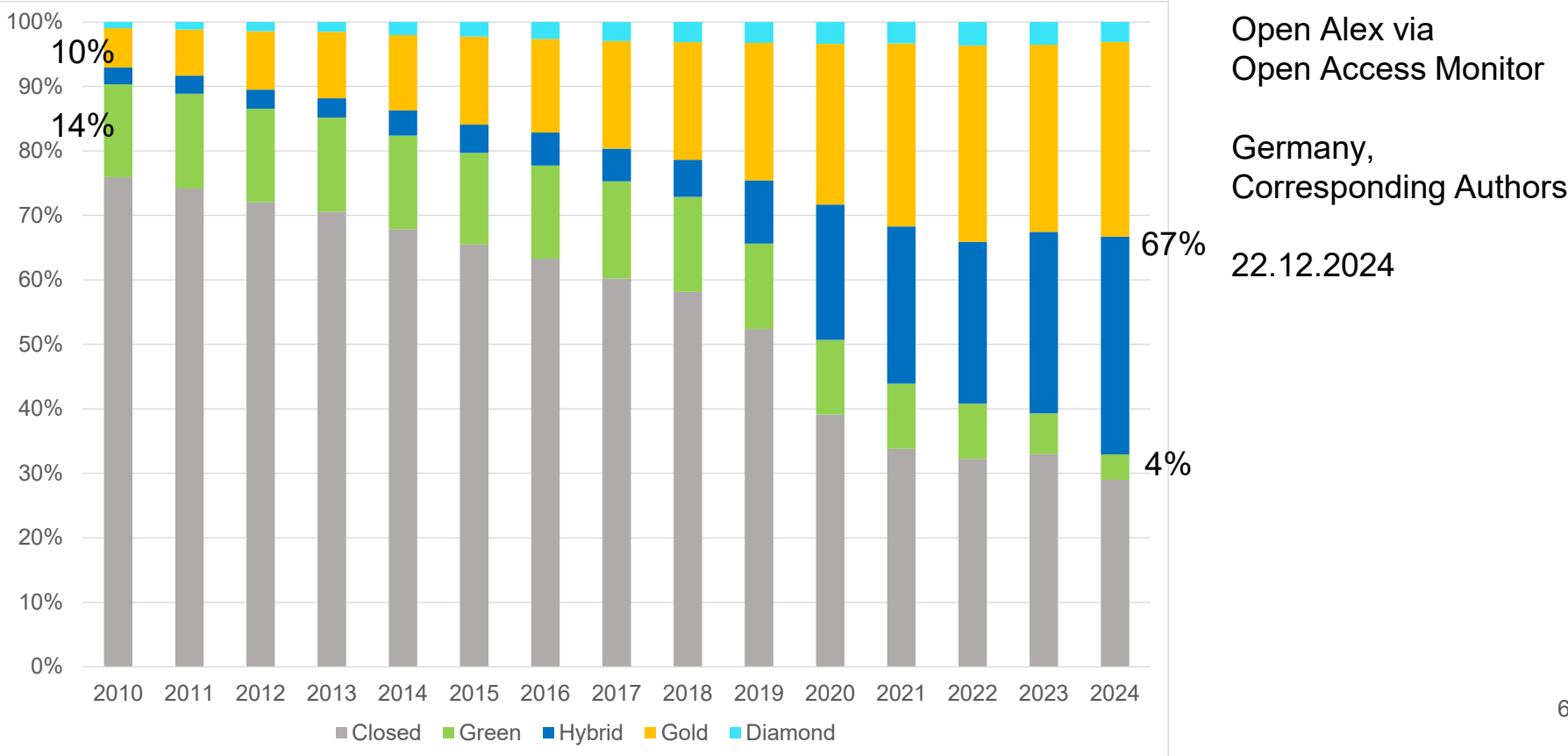
# Berlin Declaration (2003)

Our mission of disseminating knowledge is only half complete if the information is not made widely and readily available to society.

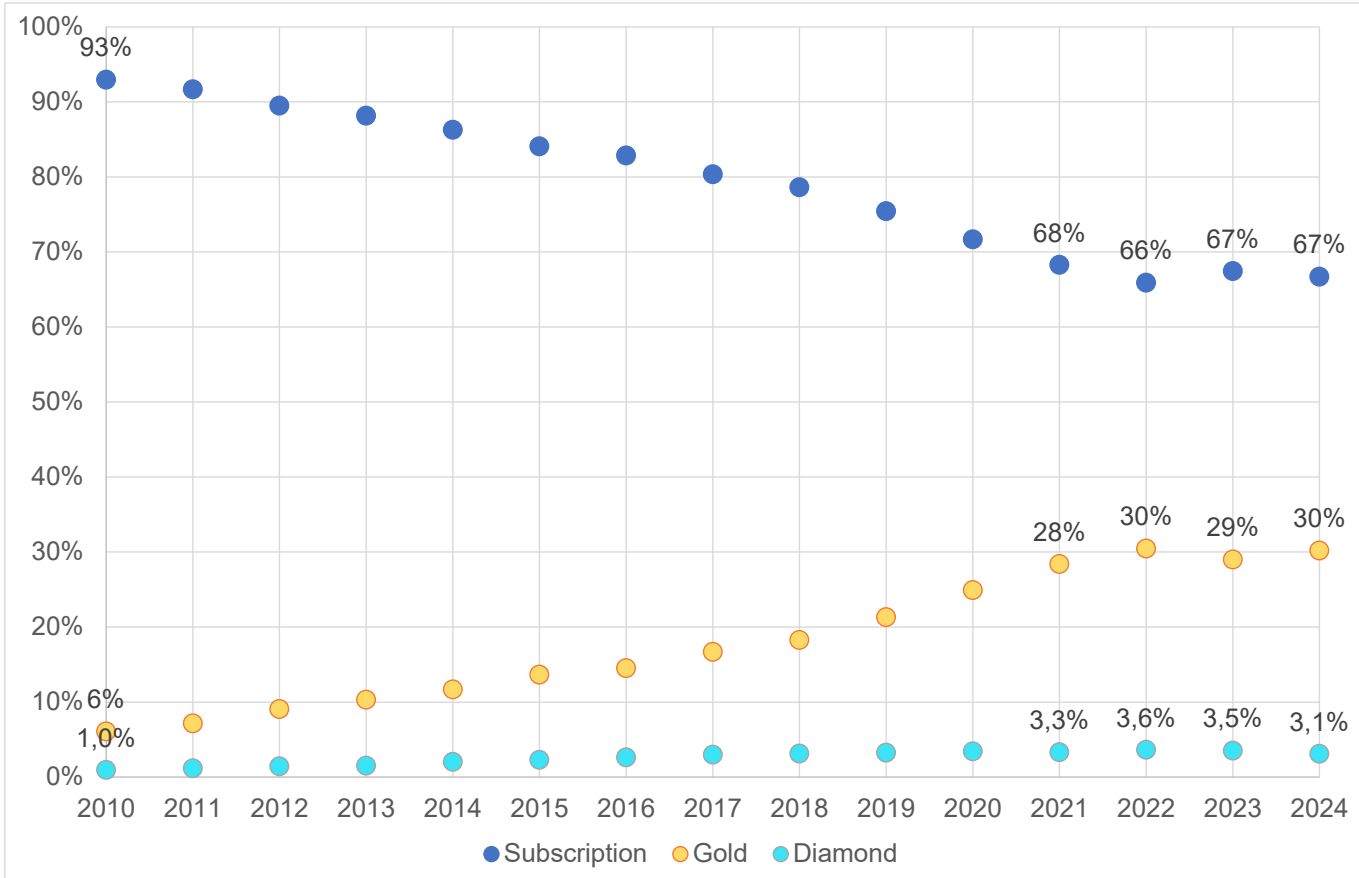
<https://openaccess.mpg.de/Berliner-Erklaerung>



# Publication Trends Germany: Relative Share of OA Colors



# Publication Trends Germany: Business Models



Open Alex via  
Open Access Monitor

Germany,  
Corresponding Authors

22.12.2024

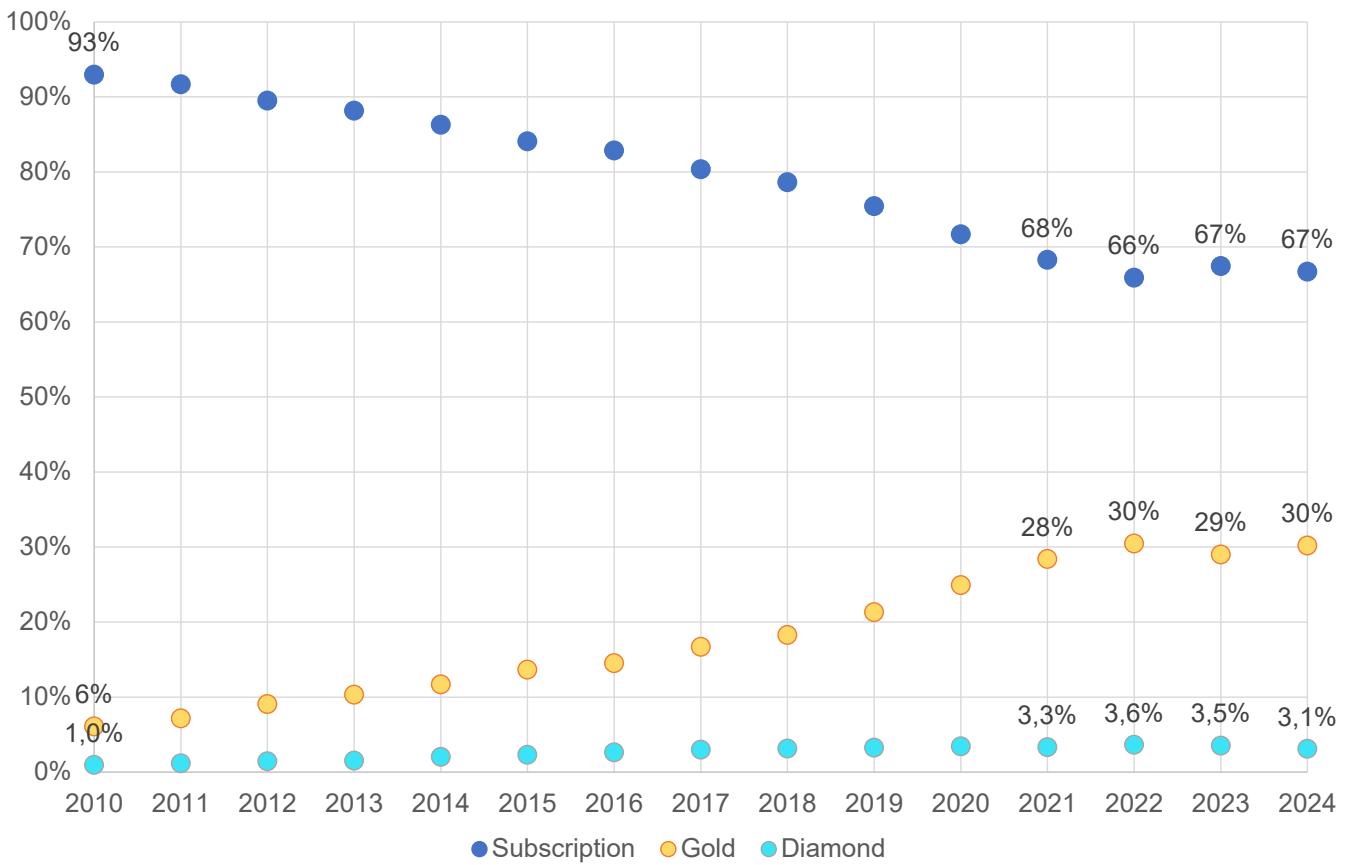
# 12th Berlin Open Access Conference (2015)

We aim to transform a majority of today's scholarly journals from subscription to OA publishing in accordance with community-specific publication preferences.

<https://openaccess.mpg.de/2172617/Expression-of-Interest>



# Publication Trends Germany: Business Models



Open Alex via  
Open Access Monitor

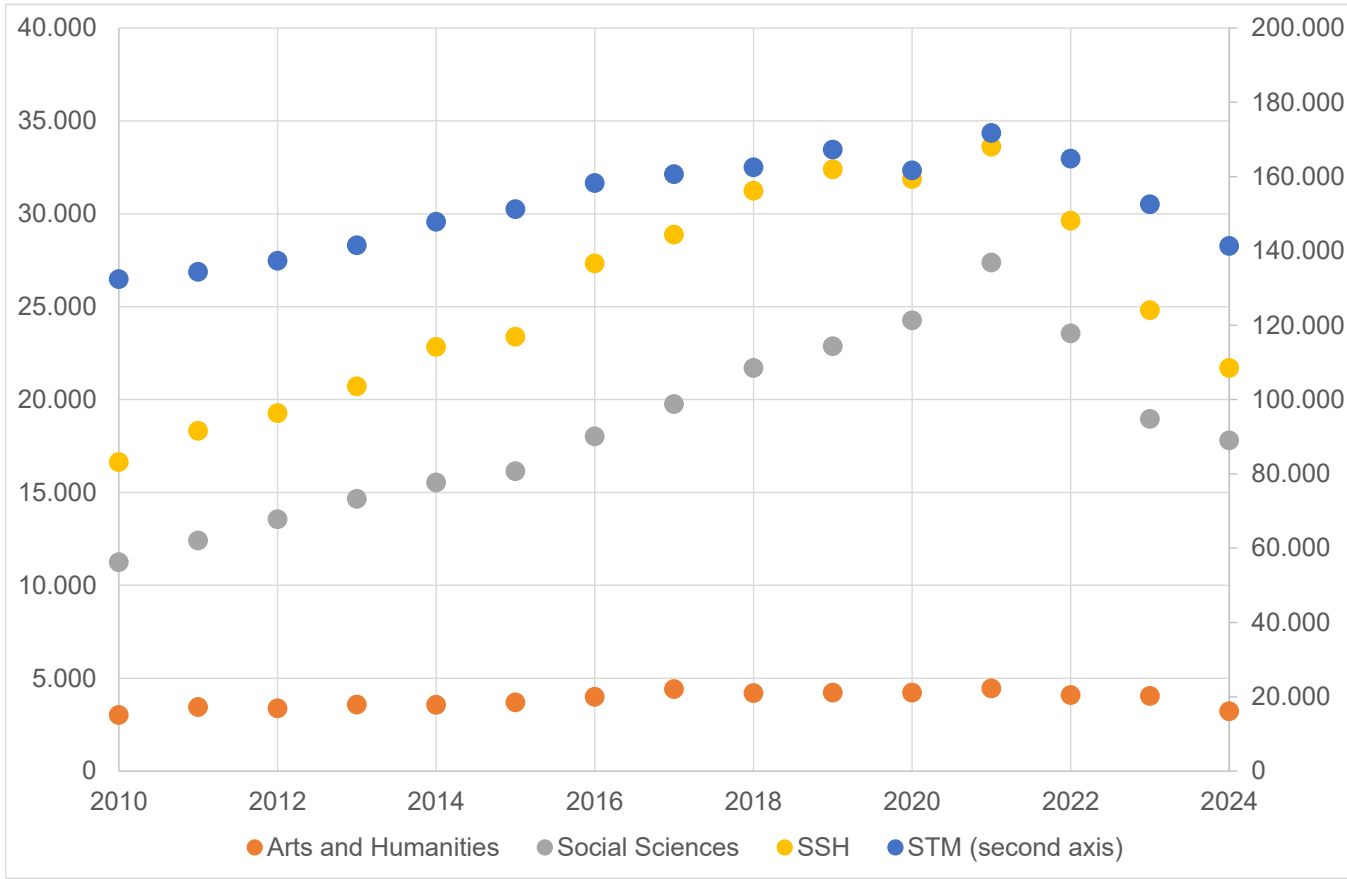
Germany,  
Corresponding Authors

22.12.2024

# Trends on the Publisher Level

	Publications 2018/2019		Publications 2023/2024		2018/2019	2023/2024	Change
Elsevier	39.913	23,1%	36.106	20,8%	1	2	-1
Springer Nature	37.088	21,4%	39.564	22,8%	2	1	1
Wiley	24.405	14,1%	23.710	13,6%	3	3	0
De Gruyter Brill	8.332	4,8%	7.512	4,3%	4	5	-1
MDPI	7.209	4,2%	15.809	9,1%	5	4	1
Oxford University Press (OUP)	6.503	3,8%	6.386	3,7%	6	7	-1
Taylor & Francis	6.069	3,5%	5.435	3,1%	7	8	-1
Thieme	5.714	3,3%	3.622	2,1%	8	10	-2
American Chemical Society (ACS)	5.371	3,1%	4.887	2,8%	9	9	0
Frontiers	4.374	2,5%	6.617	3,8%	10	6	4
American Physical Society (APS)	3.568	2,1%	3.260	1,9%	11	11	0
Royal Society of Chemistry (RSC)	3.130	1,8%	2.752	1,6%	12	14	-2
IOP Publishing	3.019	1,7%	2.200	1,3%	13	16	-3
SAGE Publications	2.981	1,7%	3.200	1,8%	14	12	2
Wolters Kluwer	2.967	1,7%	2.394	1,4%	15	15	0
Copernicus GmbH	2.763	1,6%	1.317	0,8%	16	19	-3
Public Library of Science (PLoS)	2.708	1,6%	2.008	1,2%	17	17	0
IEEE	2.189	1,3%	3.096	1,8%	18	13	5
EDP Sciences	1.574	0,9%	1.036	0,6%	19	21	-2
AIP Publishing	1.560	0,9%	1.288	0,7%	20	20	0
Cambridge University Press (CUP)	1.536	0,9%	1.519	0,9%	21	18	3

# Scientific disciplines: all publications

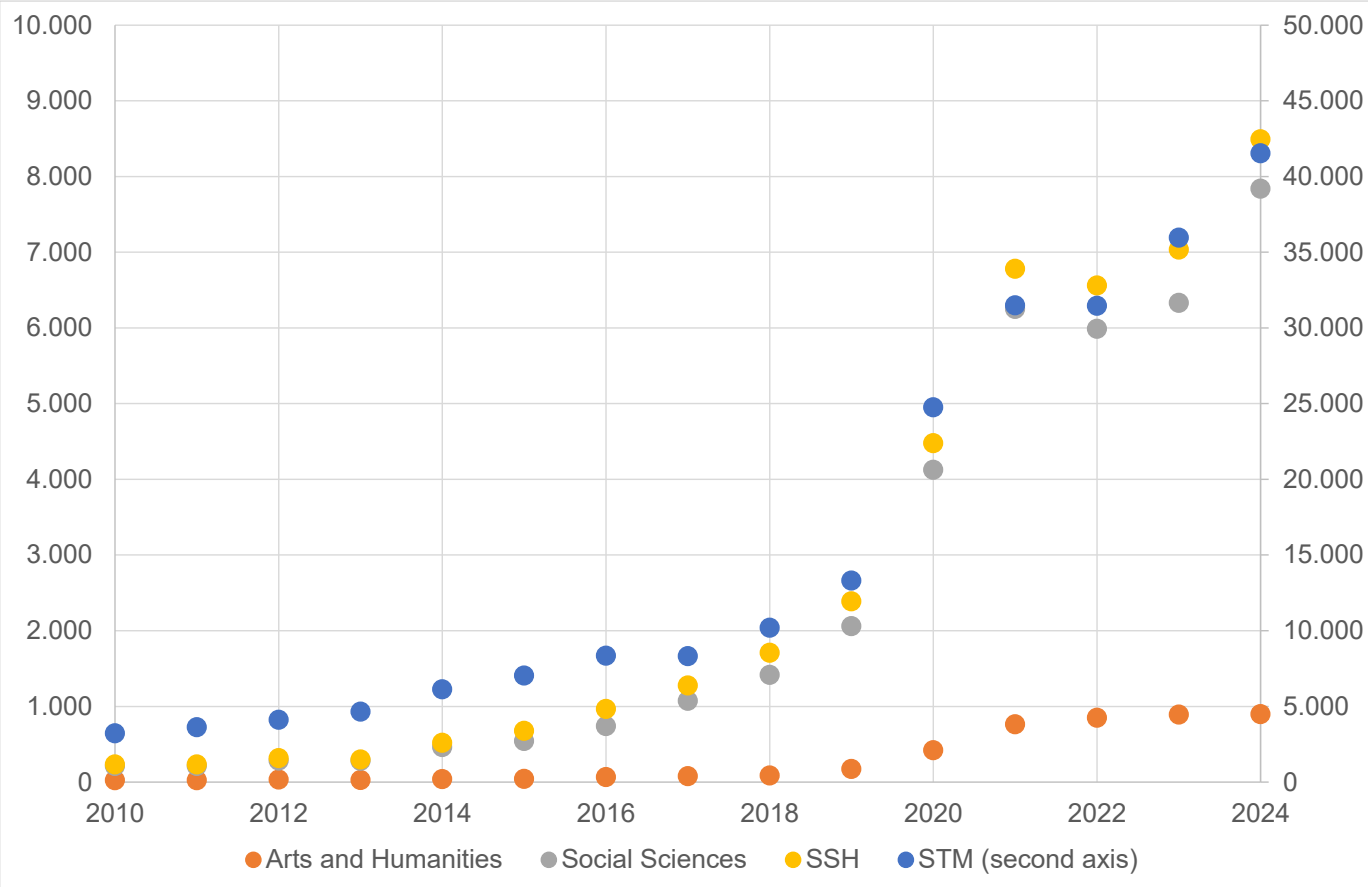


Web of Science  
CU=Germany  
09.01.2025

- Arts and Humanities: A&HCI
- Social Sciences: SSCI
- SSH: SSCI, A&HCI, CPCI-SSH, BKCI-SSH
- STM: SCI-EXPANDED, CPCI-S, BKCI-S

Journals  
Conference Proceedings  
Books

# Scientific disciplines: Hybrid Open Access

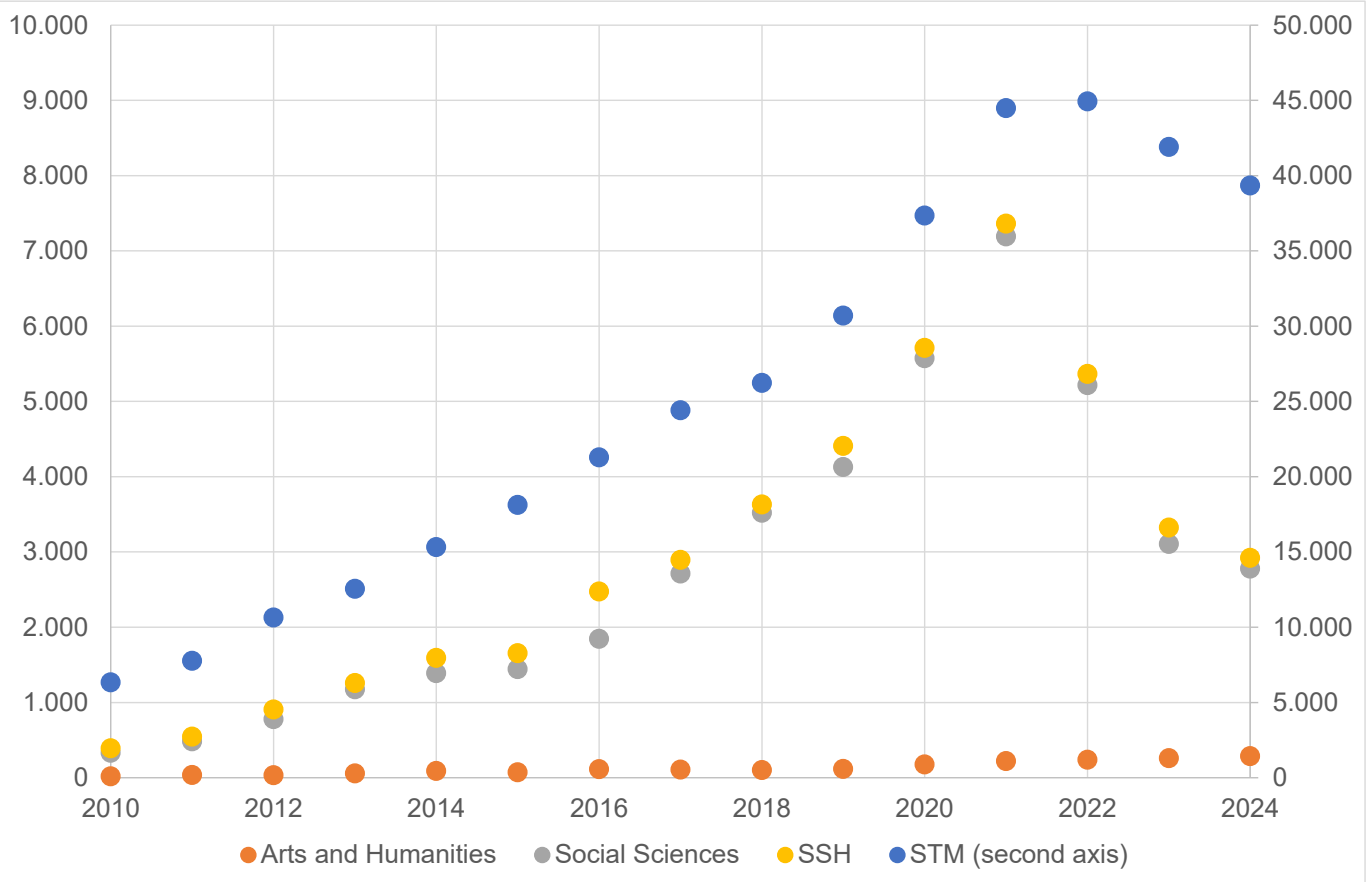


Web of Science  
CU=Germany  
09.01.2025

- Arts and Humanities: A&HCI
- Social Sciences: SSCI
- SSH: SSCI, A&HCI, CPCI-SSH, BKCI-SSH
- STM: SCI-EXPANDED, CPCI-S, BKCI-S

Journals  
Conference Proceedings  
Books

# Scientific disciplines: Gold OA



Web of Science  
 CU=Germany  
 09.01.2025

- Arts and Humanities: A&HCI
- Social Sciences: SSCI
- SSH: SSCI, A&HCI, CPCI-SSH, BKCI-SSH
- STM: SCI-EXPANDED, CPCI-S, BKCI-S

Journals  
 Conference Proceedings  
 Books